

Female genital piercings cover a wide range, although there are only four or five "core" piercings that are commonly done. Many people call *all* female genital piercings "clit piercings" but this is more a reflection on the poor knowledge of female genital anatomy, rather than on the piercings people get.

Piercings of the clitoral hood include the vertical hood and the horizontal hood. Slightly related are the Nefertiti piercing and the Isabella, as well as the deep hood piercing and the triangle piercing. Above the hood is a common surface piercing usually known as a Christina.

There are outer labia piercings and inner labia piercings, with the piercing through the very back of the inner labia (the back of the vaginal opening basically) being known as a fourchette. Princess Albertina piercings pass through the urethra, as does the "scranty piercing" (which is sort of like a transurethral frenum for women).

Clitoral piercings are of course also possible if the clitoris is large enough. There are also hymen piercings and other unusual variations.

We are committed to Safe and Secure piercing practices and after-care procedures. This is why every piercing includes a complete After-Care package which includes our Dermal Wound Cleanser, 100% Natural Sea-Salt, Sea-salt spray, 1 condom and this after-care brochure.

If you experience **ANY PROBLEMS** with your piercing, feel free to contact us immediately, or visit your healthcare professional.

Contact Us:
www.fairybeautiful.com

Tina: 408-375-9261

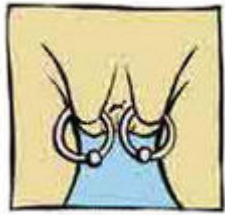
Sheryl: 408-968-0581

86 Keyes St
San Jose, CA 95112

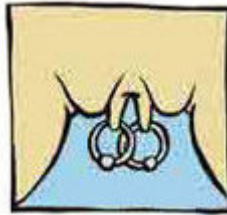
The recommendations contained in this brochure are just suggestions. They are not to be construed as or substituted for advice from a medical professional.

Female Genital Piercings

Presented as a Public Service



Outer Labia Piercing



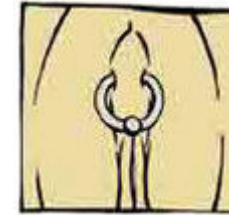
Inner Labia Piercing



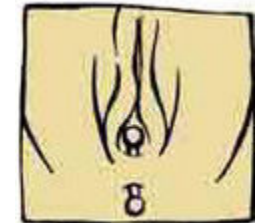
Hymen Piercing



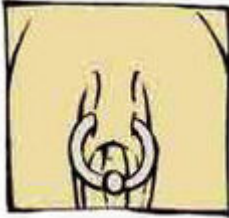
Vertical Hood Piercing



Horizontal Hood Piercing




Fourchette



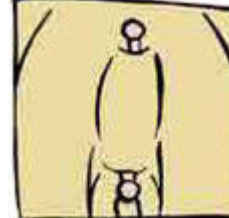
Triangle Piercing



Christina Piercing



Clitoral Piercing



Isabella Piercing



Princess Albertina Piercing

After-Care

The last thing you want to happen to your new piercing is for it to become infected. Following these instructions will aid in the prevention of that happening, and make your piercing experience a good one!

- **NEVER** touch your piercing with dirty hands. Wash hands immediately before touching or cleaning your piercing every time.
- Thoroughly clean piercing **twice** every day for the duration of the estimated healing time for your particular piercing. Remember, this is an initial healing period only. Your piercing will not be completely healed until many weeks after the initial healing time is over.
- Use our **Dermal Wound Cleanser** to soften and wash away some of the dry, crusted discharge from around and on the jewelry. The **Dermal Wound Cleanser** also contains Aloe Vera which will soothe and speed healing.

Remove the rest before washing with a Q-tip.

- Soak your piercing in a solution of ¼ tsp sea-salt with 1 cup warm distilled water for at least 5 minutes. You can use a mild, unscented liquid anti-bacterial soap only to wash piercing by applying soap to piercing and jewelry while rotating the jewelry back and forth to get the soap inside the piercing itself.
- **Thoroughly** rinse by applying water and rotating the jewelry several times to ensure no traces of soap are left behind. Sulfates in bar soaps and some liquid soaps irritate the skin and prevent quick healing.
- Pat (do not rub) piercing dry with a clean, dry paper towel or similar paper product. Do NOT use washcloth or towel, as these are breeding grounds for bacteria. DO NOT use Kleenex or other facial tissues, as they often contain small wood fibers that will also irritate the skin and piercing.

DO NOT use any ointments, creams, or astringents on your new piercing. **Only our Dermal Wound Cleanser**, unscented anti-bacterial soap (no sulfates), Sea-salt solution or clean water should touch it.

DO NOT use anti-microbial soaps, as they kill off both good and bad bacteria, which may accelerate a possible infection

DO NOT allow your piercing to come in contact with **any** bodily fluids while it is healing. This includes saliva as well as semen. So, you are not restricted from sexual activity, but a **condom or dental guard must be used for any and all sexual contact, or you are putting yourself at risk for infection.**

BE SURE that everything that touches your piercing is clean. This includes clothing and bedding as well as your hands. If you experience itching or severe discomfort, you may be having a reaction to your laundry detergent. Switch to something without all the stain-removing and bleaching agents.